

NEW PRODUCTS

High Performance AC Servo Motor

SANMOTION R

AC SERVO SYSTEMS

R1 Servo Motor 100, 200 V models



40 mm sq. Motor **Rated output** 50, 100 W

60 mm sq. Motor **Rated output** 200, 400 W

80 mm sq. Motor **Rated output** 750 W

Applications: Semiconductor manufacturing equipment, spring forming machines

High Torque

High Speed

High Acceleration



SANYO DENKI

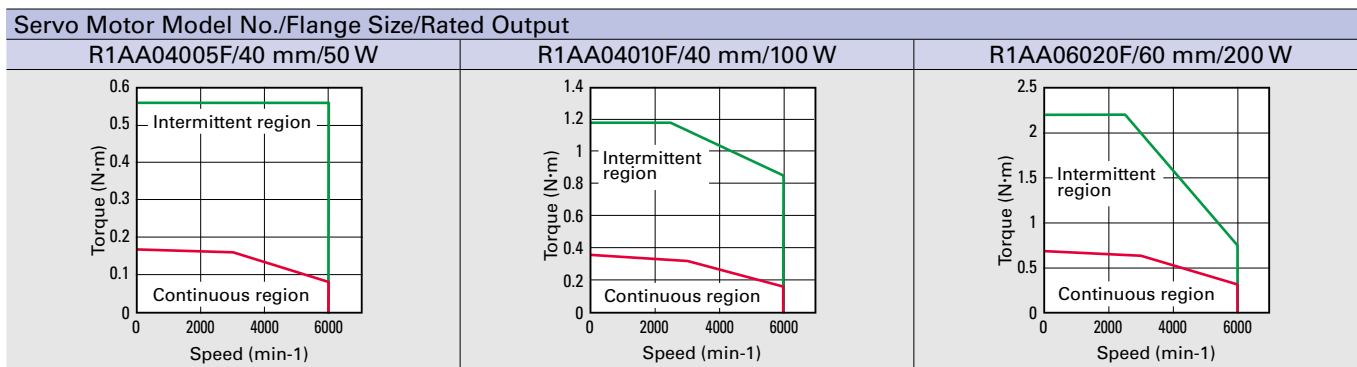
Specifications

R1 Servo Motors High Power Rate (Low Inertia) RoHS

Input voltage **200 VAC**

Compatible servo amplifier model numbers		R 3E Model	RS3A01□□ <10 A>		RS3A02□□ <20 A>	
Servo motor model number		Inside () indicates motor flange size.				
	Unit	R1AA04005F □ 40 mm	R1AA04010F □ 40 mm	R1AA06020F □ 60 mm		
Rated Output	W	50	100	200		
Rated Speed	min ⁻¹	3000	3000	3000		
Maximum Speed	min ⁻¹	6000	6000	6000		
Rated Torque	N·m	0.159	0.318	0.637		
Peak Torque	N·m	0.56	1.18	2.2		
Rotor Inertia	× 10 ⁻⁴ kg · m ²	0.0146	0.0242	0.122		
Mass w/out brake (with brake)	kg	0.46 (0.7)	0.61 (0.85)	1.1 (1.5)		

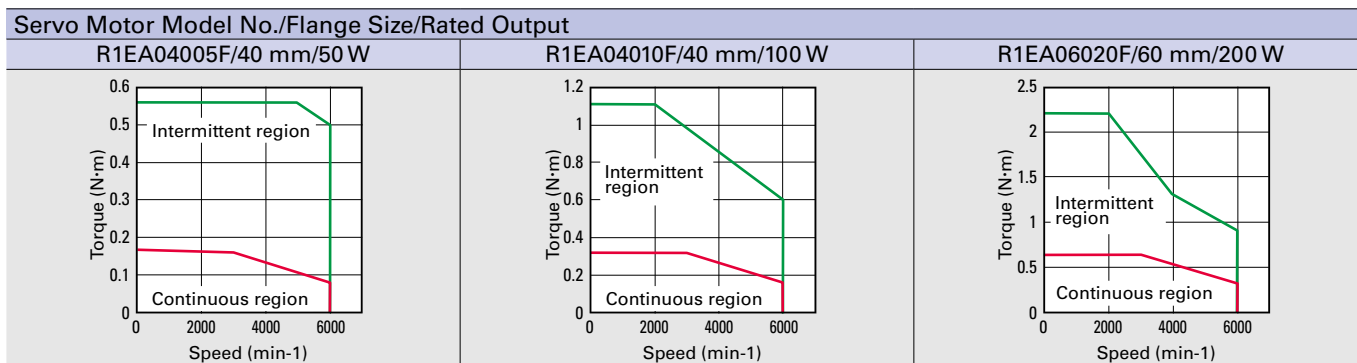
Speed-Torque Characteristics



Input voltage **100 VAC**

Compatible servo amplifier model numbers		R 3E Model	RS3E02□□ <20 A>		RS3E03□□ <30 A>	
Servo motor model number		Inside () indicates motor flange size.				
	Unit	R1EA04005F □ 40 mm	R1EA04010F □ 40 mm	R1EA06020F □ 60 mm		
Rated Output	W	50	100	200		
Rated Speed	min ⁻¹	3000	3000	3000		
Maximum Speed	min ⁻¹	6000	6000	6000		
Rated Torque	N·m	0.159	0.318	0.637		
Peak Torque	N·m	0.56	1.11	2.2		
Rotor Inertia	× 10 ⁻⁴ kg · m ²	0.0146	0.0242	0.122		
Mass w/out brake (with brake)	kg	0.46 (0.70)	0.61 (0.85)	1.1 (1.5)		

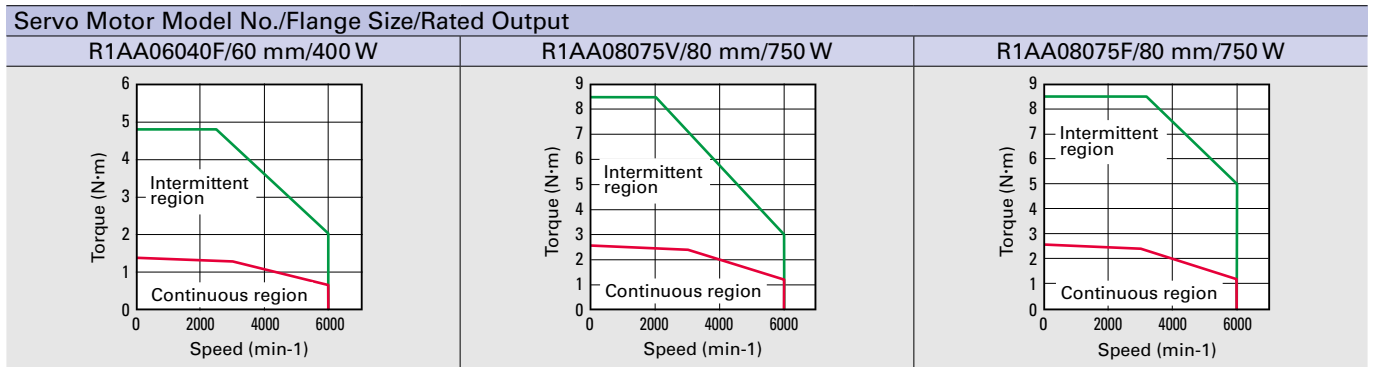
Speed-Torque Characteristics



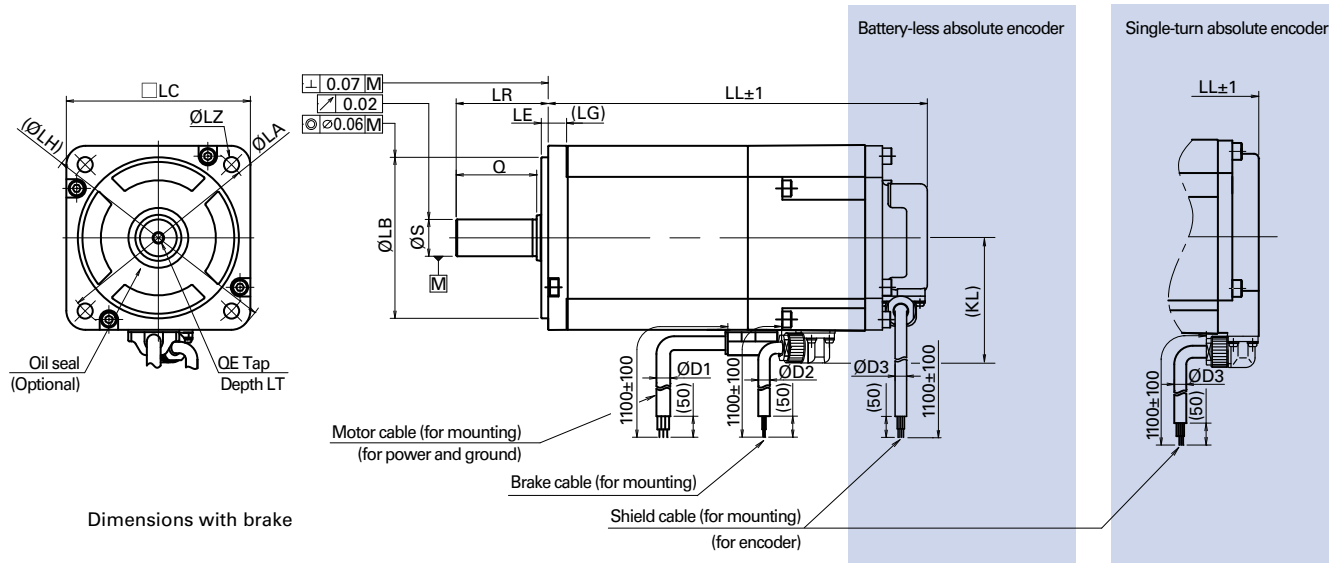


RS3A02□□ <20 A>	RS3A03□□ <30 A>	RS3A05□□ <50 A>	Compatible servo amplifier model numbers	
R1AA06040F 《□ 60 mm》	R1AA08075V 《□ 80 mm》	R1AA08075F 《□ 80 mm》	Servo motor model number Inside () indicates motor flange size.	
			Unit	
400	750	750	W	Rated Output
3000	3000	3000	min ⁻¹	Rated Speed
6000	6000	6000	min ⁻¹	Maximum Speed
1.27	2.39	2.39	N·m	Rated Torque
4.8	8.5	8.5	N·m	Peak Torque
0.203	0.719	0.719	× 10 ⁻⁴ kg · m ²	Rotor Inertia
1.5 (2.0)	3.1 (4.1)	3.1 (4.1)	kg	Mass w/out brake (with brake)

■ Speed-Torque Characteristics



Dimensions [Unit: mm] □ 40 to □ 80 mm



Dimensions with brake

Model no.	Battery-less absolute encoder				Single-turn absolute encoder			
	W/out oil seal		With oil seal		W/out oil seal		With oil seal	
	W/out brake	With brake	W/out brake	With brake	W/out brake	With brake	W/out brake	With brake
R1□A04005	84	115	89	120	73	104	78	109
R1□A04010	103	134	108	139	92	123	97	128
R1□A06020	96.5	126.5	103.5	133.5	86.5	116.5	93.5	123.5
R1AA06040	121	151	128	158	111	141	118	148
R1AA08075	133	165	140	172	123	155	130	162

Model no.	LG	KL	LA	LB	LE	LH	LC	LZ	LR	S	Q	QE	LT	D1	D2	D3
R1□A04005	5	35.3	46	0	2.5	56	40	4-φ 4.5	25	0	20	-	-	6	5	5
R1□A04010				30-0.021				8-0.009								
R1□A06020	6	44.4	70	0	3	82	60	4-φ 5.5	30	0	25	M5	12	6	5	5
R1AA06040				50-0.025				14-0.011								
R1AA08075	8	54.4	90	0		108	80	4-φ 6.6	40	0	35					
				70-0.030						16-0.011						

Safety Precautions

- Read the accompanying Instruction Manual carefully prior to using the product.
- Do not use this product in an environment where vibration is present, such as in moving vehicles or shipping vessels.
- Do not perform any retrofitting, re-engineering, or modification to the equipment.

Please contact us beforehand if you intend to use this product in the following applications.

- Medical equipment that may have an effect on human life
- Systems or equipment that may have a major impact on society or on the public
- Special applications related to aviation and space, nuclear power, electric power, submarine repeaters, etc.

CATALOG No. S1049B002 '19.1