



80×80×38 mm

San Ace 80 9HV type

General Specifications

- Material Frame: Plastic (Flammability: UL 94V-0), Impeller: Plastic (Flammability: UL 94V-0)
- Expected life See the table below. (L10 life: 90% survival rate for continuous operation in free air at 60°C, rated voltage)
Expected life at 40°C is for reference only.
- Motor protection function Locked rotor burnout protection, Reverse polarity protection
For details, please refer to p. 599.
- Dielectric strength 50/60 Hz, 500 VAC, for 1 minute (between lead wire conductors and frame)
- Insulation resistance 10 MΩ or more with a 500 VDC megger (between lead wire conductors and frame)
- Sound pressure level (SPL) At 1 m away from the air inlet
- Storage temperature -30 to +70°C (Non-condensing)
- Lead wire ⊕Red ⊖Black (Sensor) Yellow (Control) Brown
- Mass 230 g

Specifications

The models listed below **have ribs and pulse sensors with PWM control function**. For models without ribs, append "1" to the end of model numbers.

Model no.	Rated voltage [V]	Operating voltage range [V]	PWM duty cycle [%]	Rated current [A]	Rated input [W]	Rated speed [min ⁻¹]	Max. airflow [m ³ /min] [CFM]	Max. static pressure [Pa] [inchH ₂ O]	SPL [dB (A)]	Operating temperature [°C]	Expected life [h]
▶▶ 9HV0812P1G601	12	10.8 to 13.2	100	3.4	40.8	14900	3.7 130.7	1000 4.0	69	-20 to +70	40000/60°C (70000/40°C)
			0	0.25	3	4400	1.06 37.5	87.2 0.35	40		
▶▶ 9HV0824P1G003	24	21.6 to 26.4	100	1.7	40.8	14900	3.7 130.7	1000 4.0	69		
			100	0.85	40.8	14900	3.7 130.7	1000 4.0	69		
▶▶ 9HV0848P1G001	48	36 to 57	0	0.13	6.24	4400	1.06 37.5	87.2 0.35	40	-10 to +70	

* PWM input frequency is 25 kHz; models without specifications at 0% PWM duty cycle have zero fan speed at 0%.

Note 1: The model number of the ribless model for 9HV0824P1G003 is 9HV0824P1G0011.

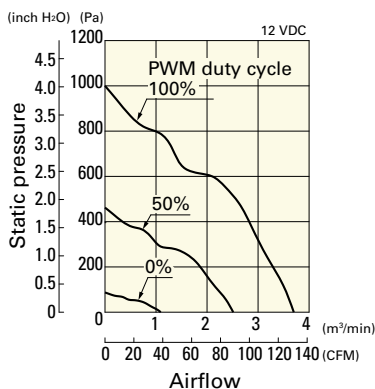
Note 2: Sensor and control options are available for selection. Refer to the table on p. 633.

Note 3: The ▶▶ mark indicates Short Lead Time Service applicable models. See p. 654 for details.

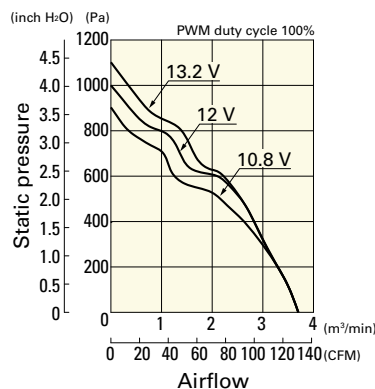
Airflow - Static Pressure Characteristics / PWM Duty - Speed Characteristics Example

9HV0812P1G601 With pulse sensor with PWM control function

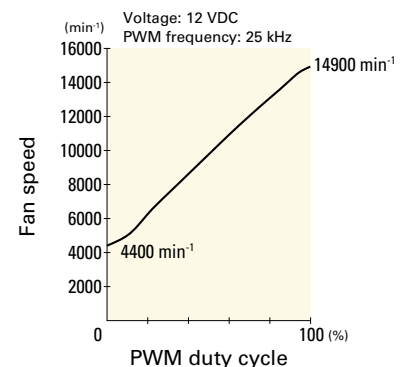
PWM duty cycle



Operating voltage range



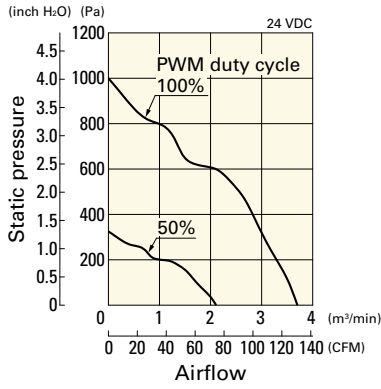
PWM duty - Speed characteristics example



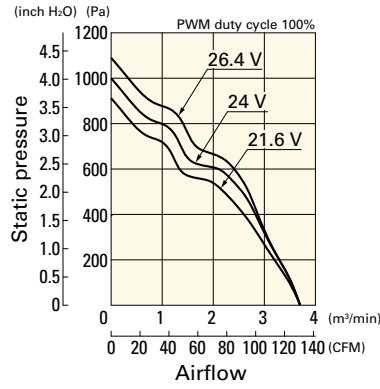
Airflow - Static Pressure Characteristics / PWM Duty - Speed Characteristics Example

9HV0824P1G003 With pulse sensor with PWM control function

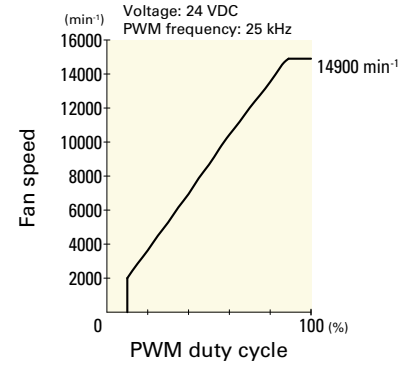
PWM duty cycle



Operating voltage range

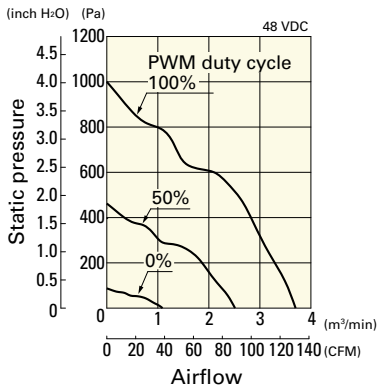


PWM duty - Speed characteristics example

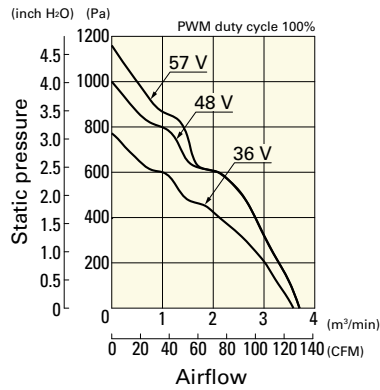


9HV0848P1G001 With pulse sensor with PWM control function

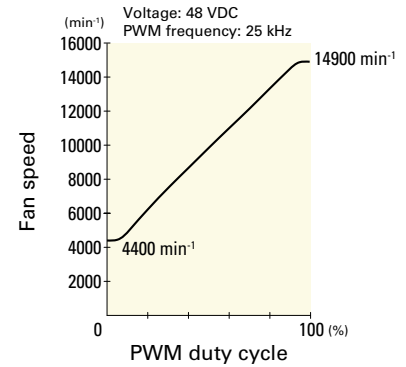
PWM duty cycle



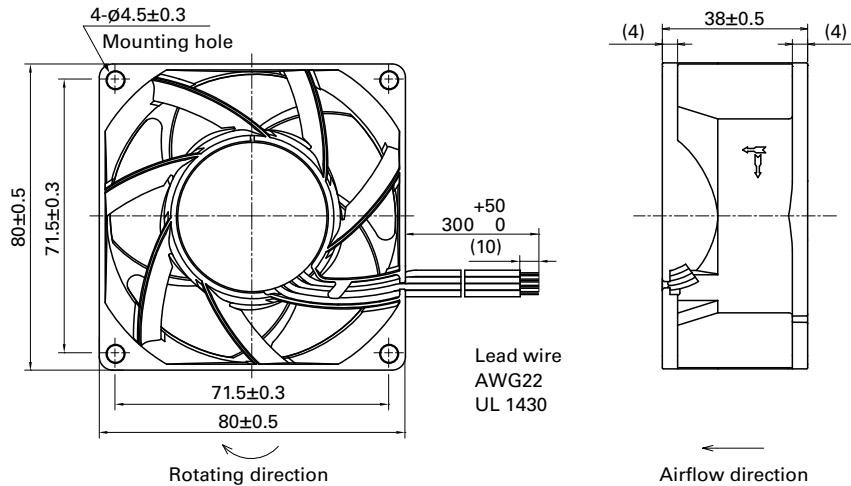
Operating voltage range



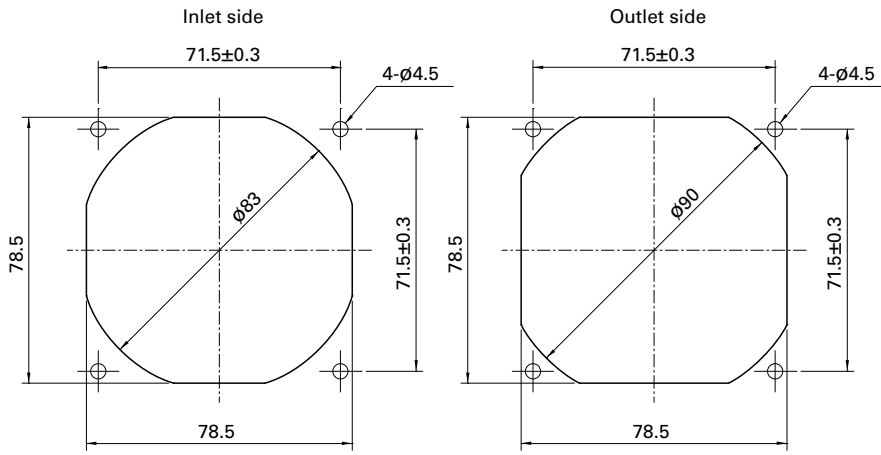
PWM duty - Speed characteristics example



Dimensions (unit: mm) (With ribs)



Reference Dimensions of Mounting Holes and Vent Opening (unit: mm)



Options

Finger guards

page: p. 584

Model no.: 109-049E, 109-049H, 109-049C

Resin finger guards

page: p. 591

Model no.: 109-1002G

Resin filter kits

page: p. 592

Model no.: 109-1002F13 (13PPI), 109-1002F20 (20PPI),
109-1002F30 (30PPI), 109-1002F40 (40PPI)