



(Ribless model depicted)

60×60×38 mm

San Ace 60 9G type

General Specifications

- Material Frame: Plastic (Flammability: UL 94V-0), Impeller: Plastic (Flammability: UL 94V-0)
- Expected life See the table below. (L10 life: 90% survival rate for continuous operation in free air at 60°C, rated voltage)
- Motor protection function Locked rotor burnout protection, Reverse polarity protection
For details, please refer to p. 547.
- Dielectric strength 50/60 Hz, 500 VAC, for 1 minute (between lead wire conductors and frame)
- Insulation resistance 10 MΩ or more with a 500 VDC megger (between lead wire conductors and frame)
- Sound pressure level (SPL) At 1 m away from the air inlet
- Storage temperature -30 to +70°C (Non-condensing)
- Lead wire ⊕Red ⊖Black (Sensor) Yellow
- Mass 110 g

Specifications

The models listed below **have ribs and pulse sensors.** For models without ribs, append "1" to the end of model numbers.

Model no.	Rated voltage [V]	Operating voltage range [V]	Rated current [A]	Rated input [W]	Rated speed [min ⁻¹]	Max. airflow [m ³ /min] [CFM]	Max. static pressure [Pa] [inchH ₂ O]	SPL [dB (A)]	Operating temperature [°C]	Expected life [h]
9G0612G101	12	7.0 to 13.8	1.54	18.5	11800	1.84 65	435 1.747	58	-20 to +70	40000/60°C
9G0612S101			1.36	16.3	10800	1.7 60	370 1.486	56		
9G0624G101	24	14.0 to 27.6	0.85	20.4	11800	1.84 65	435 1.747	58		
9G0624S101			0.7	16.8	10800	1.7 60	370 1.486	56		
9G0624H101			0.57	13.68	9800	1.54 54.4	304.6 1.223	54		
9G0648G101	48	28 to 55.2	0.35	16.8	11800	1.84 65	435 1.747	58		
9G0648S101			0.29	13.9	10800	1.7 60	370 1.486	56		

The following sensor and control options are available for selection.

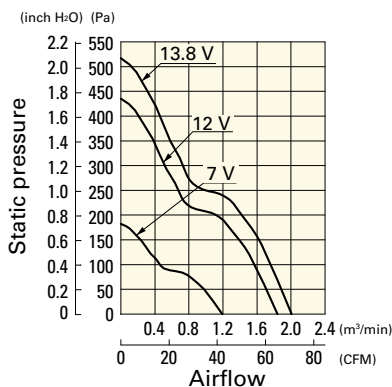
Available for all models. **Without sensor**

Differs according to the model. Refer to the table on pp. 567 to 568. **Lock sensor** **PWM control**

Airflow - Static Pressure Characteristics

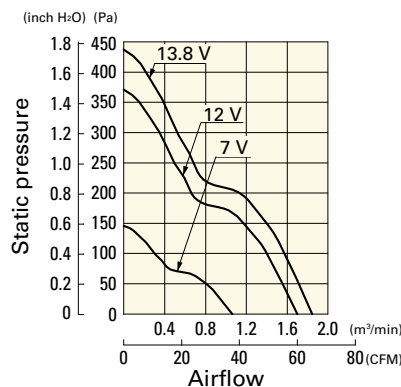
9G0612G101 With pulse sensor

Operating voltage range



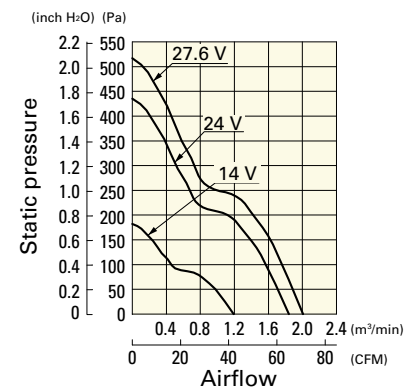
9G0612S101 With pulse sensor

Operating voltage range



9G0624G101 With pulse sensor

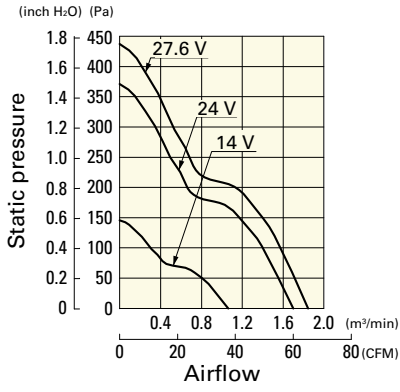
Operating voltage range



Airflow - Static Pressure Characteristics

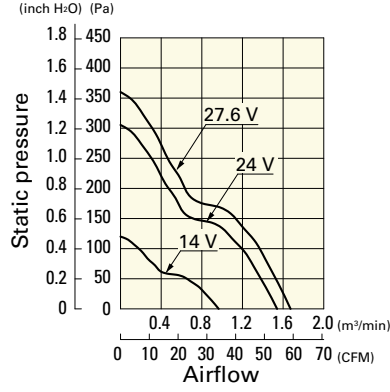
9G0624S101 With pulse sensor

Operating voltage range



9G0624H101 With pulse sensor

Operating voltage range



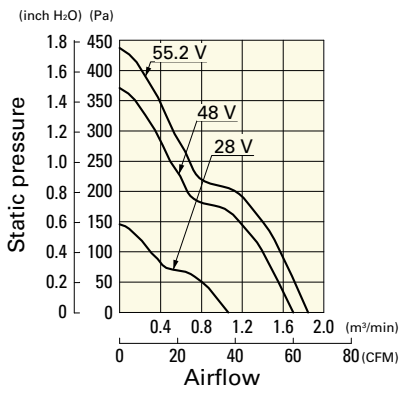
9G0648G101 With pulse sensor

Operating voltage range



9G0648S101 With pulse sensor

Operating voltage range



Dimensions (unit: mm) (With ribs)



Reference Dimensions of Mounting Holes and Vent Opening (unit: mm)

Inlet side, Outlet side



Options

Finger guards

page: p. 532

Model no.: 109-139E, 109-139H

Resin finger guards

page: p. 539

Model no.: 109-1003G

Resin filter kits

page: p. 540

Model no.: 109-1003F13 (13PPI), 109-1003F20 (20PPI),
109-1003F30 (30PPI), 109-1003F40 (40PPI)