



# 40x40x28 mm

San Ace 40 9GV type

## General Specifications

- Material ..... Frame: Plastic (Flammability: UL 94V-0), Impeller: Plastic (Flammability: UL 94V-0)
- Expected life ..... See the table below. (L10 life: 90% survival rate for continuous operation in free air at 60°C, rated voltage)
- Motor protection function ..... Locked rotor burnout protection, Reverse polarity protection  
For details, please refer to p. 529.
- Dielectric strength ..... 50/60 Hz, 500 VAC, for 1 minute (between lead wire conductors and frame)
- Insulation resistance ..... 10 MΩ or more with a 500 VDC megger (between lead wire conductors and frame)
- Sound pressure level (SPL) ..... At 1 m away from the air inlet
- Storage temperature ..... -20 to +70°C (Non-condensing)
- Lead wire ..... ⊕Red ⊖Black or Blue (Sensor) Yellow
- Mass ..... 50 g

## Specifications

The models listed below **have ribs and pulse sensors.** For models without ribs, append "1" to the end of model numbers.

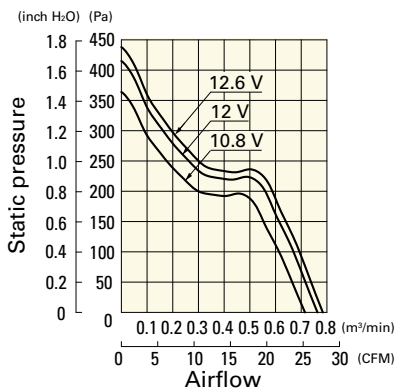
Model no.	Rated voltage [V]	Operating voltage range [V]	Rated current [A]	Rated input [W]	Rated speed [min <sup>-1</sup> ]	Max. airflow [m <sup>3</sup> /min] [CFM]	Max. static pressure [Pa] [inchH <sub>2</sub> O]	SPL [dB (A)]	Operating temperature [°C]	Expected life [h]
<b>9GV0412K301</b>	12	10.8 to 12.6	0.84	10.08	16500	0.76 26.8	415 1.668	58	-20 to +60	40000/60°C
<b>9GV0412J301</b>			0.6	7.2	14700	0.68 24.0	330 1.325	55		
<b>9GV0412G301</b>		7 to 13.2	0.47	5.64	13000	0.6 21.1	260 1.044	52		
<b>9GV0412H301</b>			0.31	3.72	11600	0.53 18.7	207 0.831	49		
<b>9GV0412C301</b>			0.15	1.8	8300	0.37 13.1	100 0.402	41		

Other sensor specifications are available as options. Refer to the index (p. 554).

## Airflow - Static Pressure Characteristics

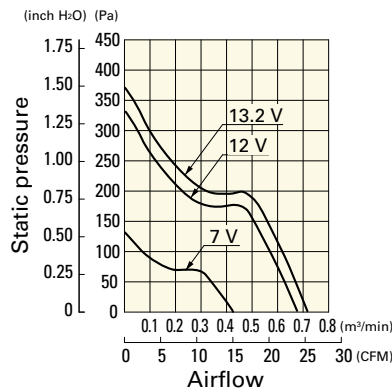
**9GV0412K301** With pulse sensor

Operating voltage range



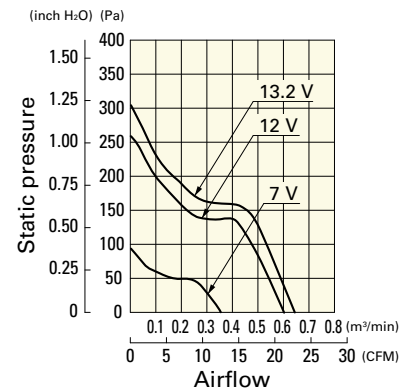
**9GV0412J301** With pulse sensor

Operating voltage range



**9GV0412G301** With pulse sensor

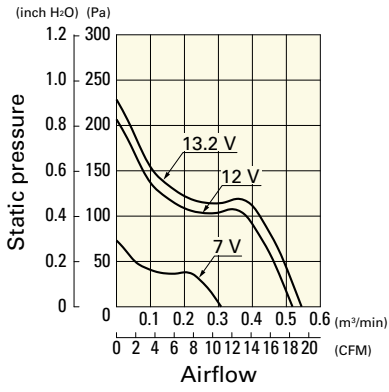
Operating voltage range



## Airflow - Static Pressure Characteristics

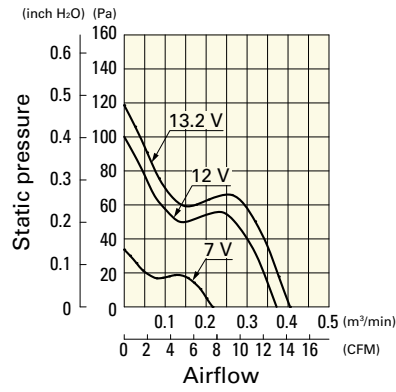
**9GV0412H301** With pulse sensor

Operating voltage range

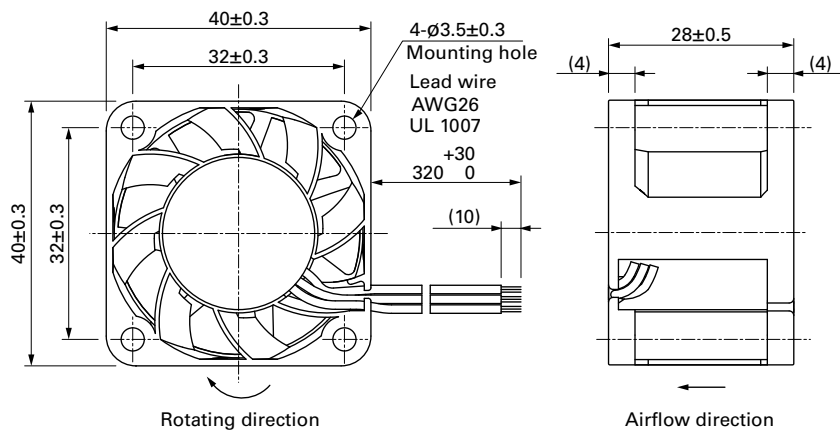


**9GV0412C301** With pulse sensor

Operating voltage range

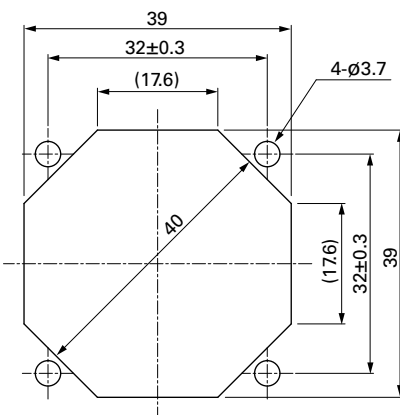


## Dimensions (unit: mm) (With ribs)



## Reference Dimensions of Mounting Holes and Vent Opening (unit: mm)

Inlet side, Outlet side



## Options

Finger guards

page: p. 513

Model no.: 109-059, 109-059H