



38x38x28 mm

San Ace 38 9GV type

General Specifications

- Material Frame: Plastic (Flammability: UL 94V-0), Impeller: Plastic (Flammability: UL 94V-1)
- Expected life See the table below. (L10 life: 90% survival rate for continuous operation in free air at 60°C, rated voltage)
Expected life at 40°C is for reference only.
- Motor protection function Locked rotor burnout protection, Reverse polarity protection
For details, please refer to p. 599.
- Dielectric strength 50/60 Hz, 500 VAC, for 1 minute (between lead wire conductors and frame)
- Insulation resistance 10 MΩ or more with a 500 VDC megger (between lead wire conductors and frame)
- Sound pressure level (SPL) At 1 m away from the air inlet
- Storage temperature -20 to +70°C (Non-condensing)
- Lead wire ⊕Red ⊖Black Sensor Yellow
- Mass 50 g

Specifications

The models listed below **have ribs and pulse sensors**. For models without ribs, append "1" to the end of model numbers.

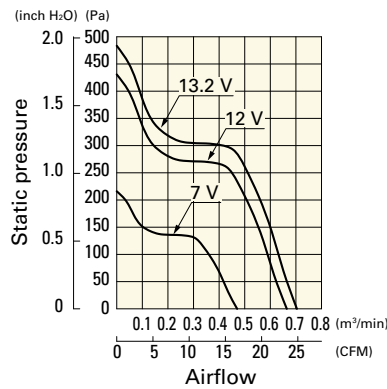
Model no.	Rated voltage [V]	Operating voltage range [V]	Rated current [A]	Rated input [W]	Rated speed [min ⁻¹]	Max. airflow [m ³ /min] [CFM]	Max. static pressure [Pa] [inchH ₂ O]	SPL [dB (A)]	Operating temperature [°C]	Expected life [h]
9GV0312K301	12	7 to 13.2	0.79	9.48	18200	0.65 23	425 1.707	59	-20 to +60	40000/60°C (70000/40°C)
9GV0312J301			0.6	7.2	15900	0.57 20	315 1.265	54		
9GV0312G301			0.4	4.8	13500	0.48 17	220 0.924	50		
9GV0312E301		4.5 to 13.2	0.21	2.52	10500	0.37 13.1	130 0.522	43		
9GV0312H301			0.16	1.92	7000	0.24 8.5	60 0.241	34		

Note: Sensor and control options are available for selection. Refer to the table on p. 632.

Airflow - Static Pressure Characteristics

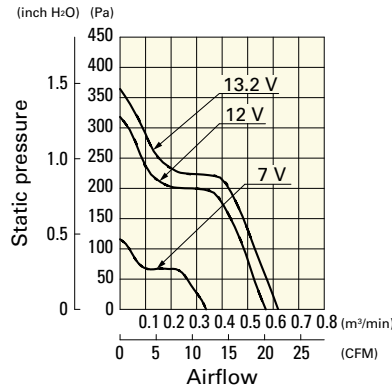
9GV0312K301 With pulse sensor

Operating voltage range



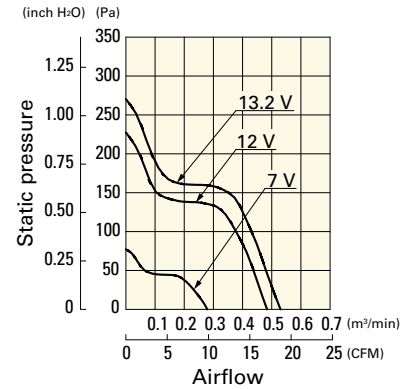
9GV0312J301 With pulse sensor

Operating voltage range



9GV0312G301 With pulse sensor

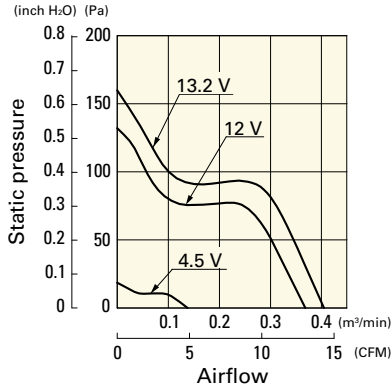
Operating voltage range



Airflow - Static Pressure Characteristics

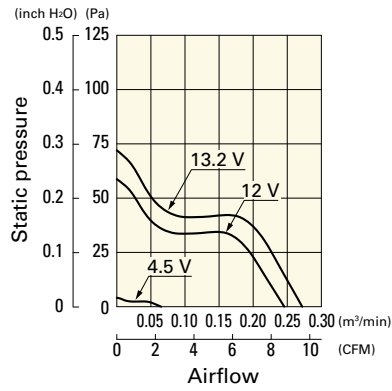
9GV0312E301 With pulse sensor

Operating voltage range

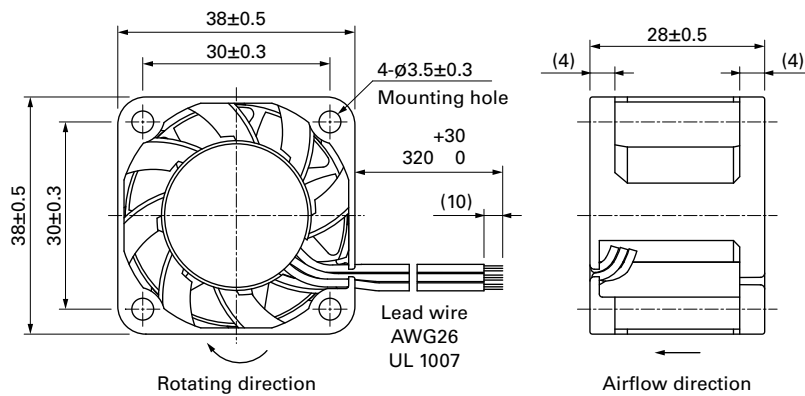


9GV0312H301 With pulse sensor

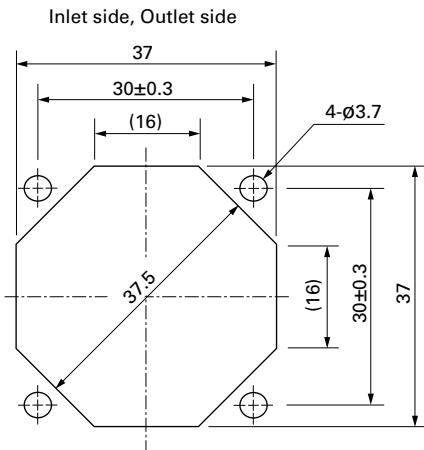
Operating voltage range



Dimensions (unit: mm) (With ribs)



Reference Dimensions of Mounting Holes and Vent Opening (unit: mm)



Options

Finger guards

page: p. 584

Model no.: 109-1065